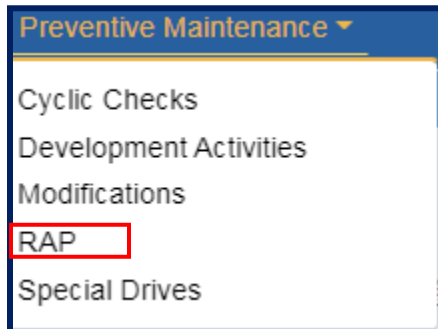


RAP (Reliability Action Plan)

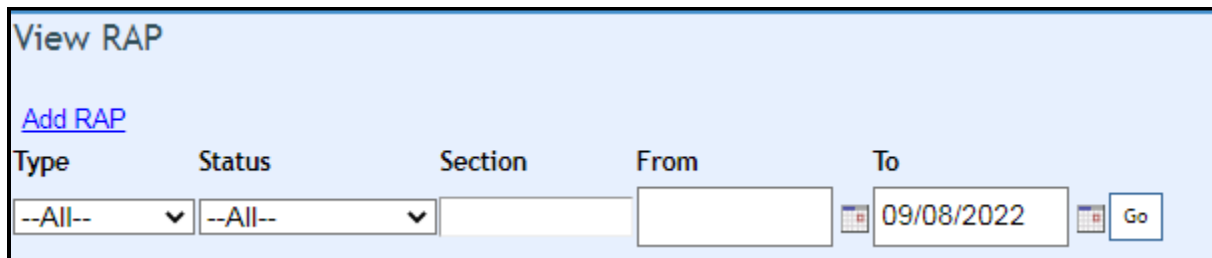
Section based list of Reliability Action Plan performed on the Locos are shown in this page. Here user updates the Reliability Action Plan also.



A screenshot of a dropdown menu titled "Preventive Maintenance". The menu items are: "Cyclic Checks", "Development Activities", "Modifications", "RAP" (highlighted with a red box), and "Special Drives".

a. Add Reliability Action Plan (RAP):

- To Add the RAP of a loco, click on the Add RAP link in "Rap" page, "Add RAP" page is displayed.



A screenshot of the "View RAP" form. It features a blue header with the text "View RAP" and a link "Add RAP". Below the header is a form with the following fields: "Type" (dropdown menu with "--All--"), "Status" (dropdown menu with "--All--"), "Section" (text input field), "From" (text input field), and "To" (calendar icon followed by a text input field containing "09/08/2022" and a "Go" button).

- Enter all the necessary details and click on **Save** button to add the given details.
- Successful message is displayed and the given information is updated.

Add RAP

Check For Locos Equipment For Section

Loco Types Schedules

Select Locos

Subject

Attachments No file chosen

Action to be Done

Reference

Remarks

Date Start Target Completion

b. View Reliability Action Plan:

"Reliability Action Plan" page is used to view the various Reliability Action Plan.

- Click on "Preventive maintenance" side menu and select "Reliability Action Plan" navigation menu.
- "Reliability Action Plan" page is shown.

View RAP

Type	Status	Section	From	To
<input type="text" value="--All--"/>	<input type="text" value="--All--"/>	M3HR	<input type="text"/>	<input type="text" value="09/08/2022"/>

- On filtering the options such as Type, Status, Section, from and to dates and by clicking on button, the list of "Reliability Action Plan" are displayed in a tabular format.

View RAP

Type: Status: Section: From: To:

Showing 1 Record(s) Out of 1

S.No	Check No	Section	Subject	Action To Be Done	Remarks	Reference	Target Date	Total Done	Delete
1	RA/100/2014	M3HR	MS/373 Rev.-1 dt.-20.09.2010	In order to improve cooling of the stator, single duct leather bellow to be provided in place of double duct number bellow by providing modified bellow plate.		MS/373 Rev.-1 dt.-20/09/2010	31/12/2014	0	0

- Click on the Check number link to view the corresponding Reliability Action Plan performed on the Loco.

Locos RAP Information - RA/100/2014

Started On: 20/09/2010

All RAP Completed On: --

Subject: MS/373 Rev.-1 dt.-20.09.2010

Action To Be Done: In order to improve cooling of the stator, single duct leather bellow to be provided in place of double duct number bellow by providing modified bellow plate.

Attachment: None

Total to be Done/Completed: 353/0

Schedule: IOH,MOH,POH

Target Date: 31/12/2014

Reference: MS/373 Rev.-1 dt.-20/09/2010

Remarks:

Loco: Status:

Showing 10 Records Out of 35

S.No	Loco	Observation	Action Taken	Attended By	Completed On	Remarks	Present Status
1	30201				--		In Use
2	30202				--		Under Commission
3	30203				--		In Use
4	30204				--		In Use
5	30205				--		In Use
6	30206				--		Under Commission
7	30207				--		In Use
8	30208				--		In Use
9	30209				--		Under Defective
10	30210				--		In Use

1 2 3 4 5 6 7 8 9 10 ..

c. Update Reliability Action Plan:

- To update the Reliability Action Plan of a Loco, click on the Loco number link in "RAP" page, "Update RAP" page is popped up.

Locos RAP Information - RA/100/2014

Started On: 20/09/2010

All RAP Completed On: --

Subject: MS/373 Rev-1 dt.-20.09.2010

Action To Be Done: In order to improve cooling of the stator, single duct leather bellow to be provided in place of double duct number bellow by providing modified bellow plate.

Attachment: None

Total to be Done/Completed: 353/0

Schedule: IOH,MOH,POH

Target Date: 31/12/2014

Reference: MS/373 Rev-1 dt.-20/09/2010

Remarks:

Loco: Status: Go


Showing 10 Records Out of 353

S.No	Loco	Observation	Action Taken	Attended By	Completed On	Remarks	Present Status
1	30201				--		In Use
2		Update RAP	X		--		Under Commission
3	Loco	30201			--		In Use
4	Date	--			--		In Use
5	Observation				--		In Use
6					--		Under Commission
7	Technician	--Select--			--		In Use
8	Action Taken				--		In Use
9	Remarks				--		Under Defective
10					--		In Use

All RAP Completed

- Update the necessary details and click on button to update the given details.
- Successful message is displayed and the given information is updated.

d. Delete Reliability Action Plan:

- Click on  button in "RAP" page to delete the records.
- Confirmation message is displayed, click on button to delete the record.